



"Your Direct Source for Condition Monitoring, Test & Measurement"

www.ReliabilityDirectStore.com

2911 South Shore Blvd. Suite 170, League City, TX USA 77573 Phone: 281-957-5283 Fax: 281-334-4255


PULLEY PARTNER[®] LRS

LONG RANGE SYSTEM

BY SEIFFERT INDUSTRIAL

PULLEY PARTNER LRS (Long Range System)

- Reduces vibration and belt noise
- Prolongs belt and pulley life
- Reduces down time and energy costs
- FAST and EASY
- Shows angular, parallel, and offset simultaneously
- No training required
- One-person operation
- More accurate and efficient than any other tool or conventional method
- Uses proven reflected laser beam technology
- Used for long shots up to 15 ft. or better



Get more out of your belt driven equipment with proper alignment using PULLEY PARTNER LRS laser alignment system!

PATENTED REFLECTED LASER BEAM TECHNOLOGY

The PULLEY PARTNER LRS is a long range laser pulley alignment system that is lightweight, compact and durable. The unit magnetically attaches to the inside or outside face of any pulley or sprocket and has no small parts or targets that can get lost. We use our proven reflected laser beam technology for maximum angular resolution, thus providing you with the most reliable and accurate readings that no other method or tool can match.

The PULLEY PARTNER LRS can measure spans up to 15 ft. or better with ANY size pulley, large or small. A laser line is projected from the PULLEY PARTNER LRS transmitter to the reflector mounted on the opposite pulley. A reference line on the reflector indicates offset and vertical angle misalignment immediately. The laser line is then automatically reflected back to the transmitter's reference line to show horizontal angle misalignment. This ensures all major aspects of pulley misalignment are resolved. This tool is so easy to use, a single operator can perform the alignment task in minutes with no training! Comes in its own durable carrying case.

TECHNICAL DATA: PULLEY PARTNER® LRS / MODEL KX-2500 LRS SYSTEM

Model KX-2500T LRS Laser Transmitter

- Operating distance: 1 to 15 ft. or better
- Accuracy: 1/16" at 15 ft.
- Laser type: 635nm visible laser diode
- Laser power: <1mW, class 2
- Laser line length: 32" at 15 ft.
- Controls: Laser ON/OFF rocker switch
- Operating time: 25 hours continuous at 72°F
- Battery type: 2 AAA alkaline batteries
- Operating temp: 15° to 110°F
- Storage temp: -4° to 140°F
- Mounting: Magnetic
- Weight: 10.1 oz.
- Dimensions: 1.25" (W) x 1.25" (D) x 6.5" (H)
- Housing: Aluminum, powder coat finish

Carrying Case

- Material: Black, high density polyethylene
- Dimensions: 10.25" (W) x 8" (D) x 3" (H)
- Insert: Die cut foam
- Weight of total package: 1.9 lbs.




- Powerful magnetic brackets hold the PULLEY PARTNER LRS firmly in place

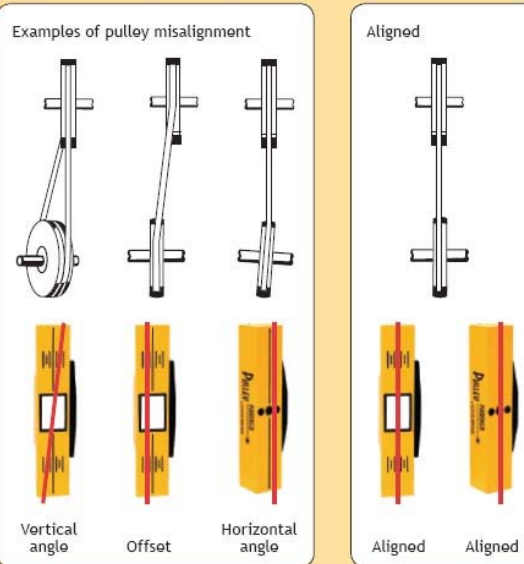
Model KX-2500R Reflector

- Reflector size: 1" (W) x 1.4" (H)
- Mounting: Magnetic
- Weight: 6.2 oz.
- Dimensions: 1.25" (W) x .75" (D) x 6.5" (H)
- Housing: Aluminum, powder coat finish

Specifications subject to change without notice.



Simply match the laser line with red lines on the PULLEY PARTNER LRS. See your results in just seconds.



RELIABILITY DIRECT, INC.

2911 S. Shore Blvd., Suite 170 League City, TX USA 77573 Tel: 281.957.5283 Fax: 281.334.4255