



"Your Direct Source for Plant Maintenance, Reliability, Test & Measurement"

www.reliabilitydirectstore.com

2911 South Shore Blvd. Suite 170, League City, TX USA 77573 Phone: 281-957-5283 Fax: 281-334-4255

STD-3300 2-CHANNEL ANALYZER

*The choice of professionals:
Ultimate functionality and reliability*

STD-3300 is a powerful vibration analyzer that collects and analyzes data through two channels simultaneously. Impressive diagnostics features and 2-plane balancing function make this analyzer a great tool for detecting various machinery faults.

- Auto detection of sensor's type and parameters. Work with any ICP sensors, proximitors, etc.
- Alert and alarm setups
- Complete data analysis on site (waveforms, spectrum, filtration, orbits, etc.)
- Long signals collection and further analysis
- Run Up/Coast Down
- Real-time analysis
- One- and two- plane balancing
- Free firmware and software updates
- VibroDesigner analysis software included
- It is possible to connect STD-3300 to on-line condition monitoring systems

Compact and light-weighted. Easy and intuitive one-hand operation, lightweight design – STD-3300 is an ideal instrument for machinery inspection.

Clear display. High-contrast backlighting display enables working at any lighting conditions: from the shining sun to darkness.

Automatic sensor type identification. When a sensor is connected, STD-3300 automatically detects sensor type and reads sensitivity, phase characteristic and gain factor. STD-3300 automatically detects which sensor type has been connected to each input, so you never mix up sensors.

Routes. Route and off-route data acquisition. VibroDesigner analysis software allows uploading comprehensive data into the PC for further in-depth analysis.

Thresholds. You can set alerts/alarms thresholds right in the unit.

Long-lived operation. Due to adjustable auto shutdown feature, STD-3300 may work for a long time without recharge. The battery indication is always on the screen.

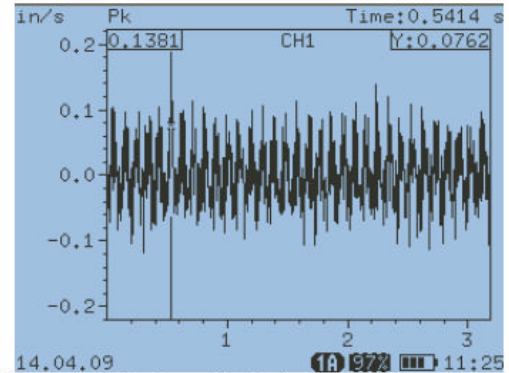
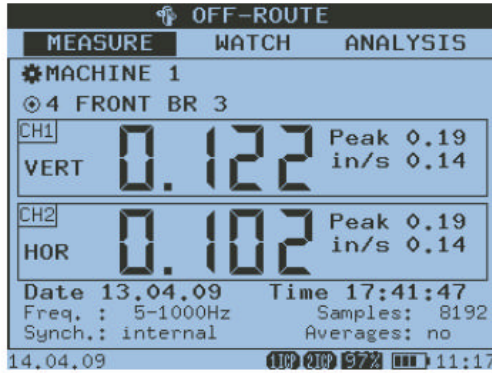
Large memory. The STD-3300 can store a large bulk of data in 2G permanent memory. Available memory is displayed on the screen during operation.

Various operational approaches. Possible to equip STD-3300 with additional measurement functions by entering a license key (no firmware updates are required).

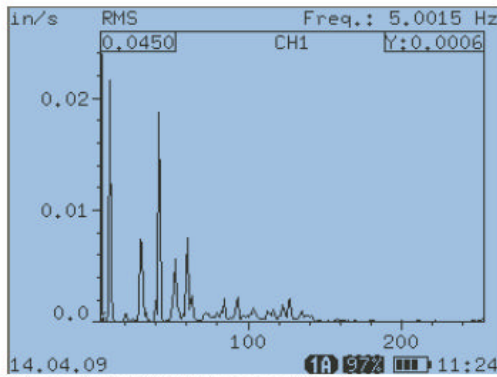
ROUTES MODE

STD-3300 allows easy data collection, as well as storage, classification and in-depth analysis of route and off-route data.

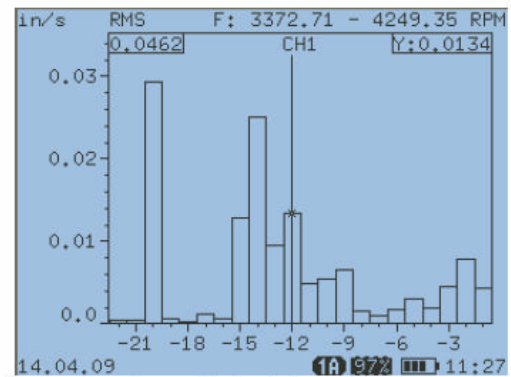
Time waveforms, spectrum, integration and differentiation, zooming and filtering, orbits and many other features are available in order to exactly estimate machinery condition and its trends.



Waveform collecting with filtering



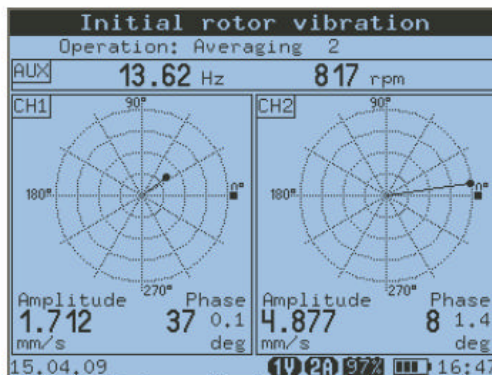
RMS spectrum (25600 lines resolution)
(Visible region RMS, in-band value, etc.)



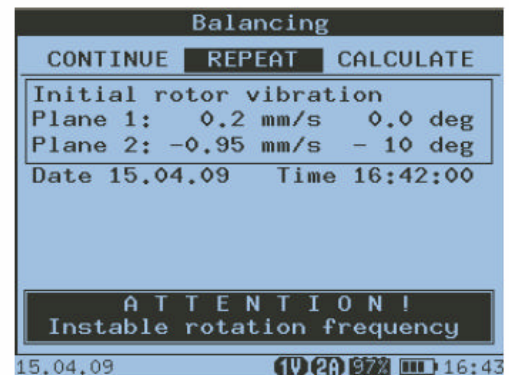
1/3 or 1 octave spectrum – display in-band RMS and so on

BALANCING MODE

An intuitive menu provides you with quick and high-quality one- or two-plane balancing in on-site bearings. The analyzer demonstrates an imbalance degree and balancing results.



Balancing: Initial rotor vibration

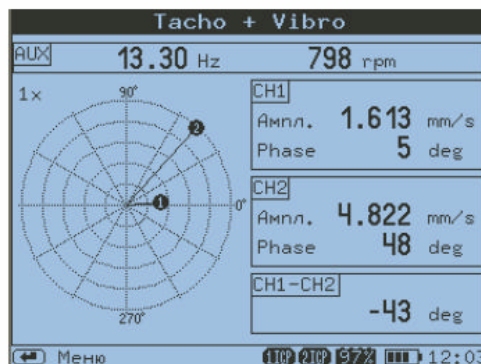


Balancing: Report

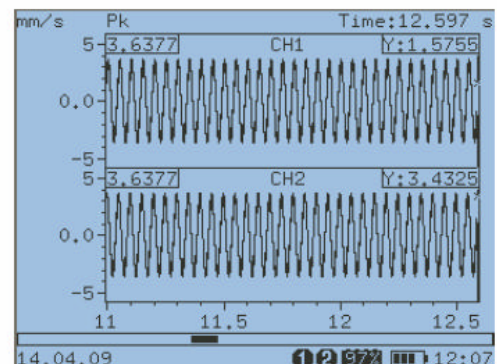
MEASURING MODE

A set of measurement and analysis options enable you to use the STD-3300 for machinery conditions monitoring in various modes, to estimate speed characteristics, and locate defects and faults. In this mode, you can use the STD-3300 as a laboratory tool. STD-3300 has the following measuring modes:

1. **Tachometer** – measure rotor speed
2. **Tacho+vibro** – displaying fundamental frequencies vector with vibration value and phase in real time
3. **Long waveform** – acquisition and further in-depth analysis of long time waveforms (up to 6M sampling)
4. **Run-up/Coast-down** – high-resolution acquisition and analysis Run-up/Coast-down data to estimate resonances in a machine.



Tacho+vibro mode



Long waveform mode

ANALYSIS SOFTWARE

VibroDesigner Analysis Software allows machinery condition monitoring, creating of machine list and route, archiving data, creating reports, etc. The collected data can be then analyzed to prevent catastrophic machine failure, unplanned production downtime and optimization of shop maintenance.

ACCESSORIES

Various accessories allow you to expand STD-3300 functionality:

- CH-BNC-24 - adaptor to connect STD-3300 to BNC output of on-line monitoring systems, transmitters, drivers, etc.
- AUX-BNC - adaptor to connect STD-3300 to BNC output of stationary key phasor
- Portable Stroboscope
- Impact hummer
- Current Clamp

SPECIFICATION

Measurement channels:	2 analog inputs, 1 tacho input
Sensor type:	VP-9, VP-11, ICP sensors, tacho-optical sensors, lasers, proximity switches, stationary key phasors, connection to on-line condition monitoring systems
Measurement parameters:	RMS, Peak, Peak-to-Peak, time waveform, spectrum of acceleration, velocity, displacement, envelope waveform, envelope spectrum, orbits, Run-up/Coast-down, real time measurement; route and off-route data acquisition
Frequency range:	Fmin: 0 ... Fmax Hz Fmax: 500 Hz ... 32 kHz
Measurement range (VP-9, RMS):	Displacement: 0 ... 10 mm Velocity: 0 ... 100 mm/s Acceleration: 0 ... 500 m/s ²
Spectrum resolution:	3200, 6400, 12800, 25600 lines
Sampling:	8192, 16384, 32768, 65536 points Averaging: 0 ... 256 Averaging type: linear
Threshold (per each channel):	2
Memory Flash:	256 MB (option 2 GB); RAM: 32 MB
ADC:	2x24 bits Dynamic range: up to 109 dB Sample rate: up to 82 kHz
Accuracy:	±1%
Balancing:	Shaft speed: 10 ... 60 000 RPM Measurement types: acceleration, velocity, displacement Number of balancing planes: 1 or 2
Display:	graphic LCD, monochrome, with backlight, 320x240, 3.8"
Temperature:	-20 ... +50°C
Size:	6.7" x 4.3" x 1.4" (170 x 110 x 35 mm)
Weight:	0,700 kg
Protection class:	IP54
Power supply:	Ni-MH, rechargeable
Operating time:	18 hours