



OFFSET

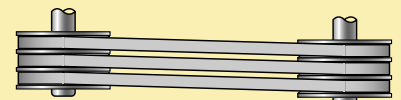
1.6 mm

0.065"


ANGLE

0.2°

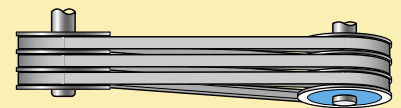
0.2°



PARALLEL MISALIGNMENT



ANGULAR MISALIGNMENT



PARALLEL AND ANGULAR MISALIGNMENT

Easy-Laser® BTA digital2 is the perfect tool for accurate sheave and pulley alignment. Mounted in a few seconds, immediately showing the offset and angle between the sheaves/pulleys, making it very easy to correct the misalignment within specified tolerance.

- SHOWS THE PARALLEL AND ANGULAR MISALIGNMENT BETWEEN THE SHEAVES WITH DIGITAL PRECISION
- THE ADJUSTMENT VALUES ARE ALWAYS DISPLAYED LIVE
- MUCH FASTER AND MORE ACCURATE THAN MEASURING WITH EARLIER, CONVENTIONAL METHODS
- ALIGNMENT CAN BE MADE BY ONE OPERATOR
- ALSO SUITABLE FOR NON-MAGNETIC SHEAVES
- FITS ALMOST ANY KIND OF SHEAVE:



V-BELT



FLAT BELT



TIMING BELT



CHAIN DRIVES

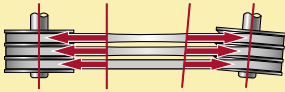


EASY TO USE

Easy-Laser® BTA Digital2 is attached in a few seconds (magnets) with the laser transmitter on one of the sheaves and the detector on the other. The transmitter generates a laser plane parallel to the reference sheave. The detector reads the position in relation to the laser plane and provides a live digital display of both offset and angular value. This makes the alignment of the adjustable machine very simple. The accuracy of the digital readout also means that you can align within prescribed tolerances and rely on the result.

MAINTENANCE MEANS SAVINGS


In today's industry, preventive and predictive maintenance is a matter of course. When aligning with the Easy-Laser® BTA you reduce the wear on sheaves/pulleys, belts, bearings and seals as well as reducing vibration. This will give you less downtime, which of course means that you increase the available machine time. Time that guarantees your income. Increased efficiency also means large energy cost savings.




Transmissions with two or more belts, or wide belts, are highly affected by misalignment, causing large differences in belt tensions and also increased wear and tear on edges.

MEASUREMENT PROCEDURE

1. Mount the laser transmitter onto the sheave of the reference machine and the detector unit vertically onto the sheave of the adjustable machine. Read the offset and angular values. Adjust when necessary.



2. Mount the detector unit horizontally and read the values. Adjust when necessary. It couldn't be easier!



TECHNICAL SPECIFICATIONS Part.Nr: 12-0310

Laser transmitter


Sheave diameters	Ø60 mm [2.5"] and larger
Laser class	2
Output power	<1 mW
Laser wavelength	635–650 nm
Beam angle	60°
Accuracy	Laser plane – Reference plane: Parallelity: < 0.05°, Offset < 0.2 mm [0.008"]
Battery type	1xR6 (AA) 1,5 V
Battery operation	8 hours continuously
Material	ABS plastics / Hard anodized aluminium
Dimensions	BxHxD: 145x86x30 mm [5.7x3.4x1.2"]
Weight	270 g [9.52 oz]

Detector unit

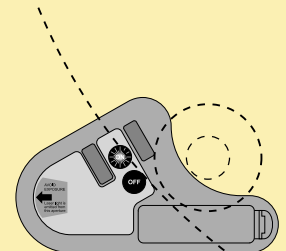
Displayed resolution	Changeable between mm/inch. Axial offset: 0.1 mm [0.005"]. Angular value: 0.1°
Max. displayed error	±1 % + 1 digit
Measurement distance	Up to 3 m [9.8'] between Transmitter and Detector
Measurement range	Axial offset: ±3 mm [0.12"]. Angular value: ±3°
Battery type	1xLR61 (9V)
Battery operation	24 hours continuously
Housing material	ABS plastics
Dimensions	BxHxD: 135x56x46 mm [5.3x2.2x1.8"]
Weight	220 g [7.76 oz]



Easy-Laser® D150 is delivered in carrying case with contoured foam insert, extra batteries and manual.



Magnetic reference surface on both transmitter and detector for easy attachment to the sheaves.



Easy-Laser® D150 fits small as well as large sheaves.

Easy-Laser® is manufactured by Damalini AB, Åbäcksgatan 6B, 431 67 Mölndal, Sweden, Phone +46 31 18 87 70, Fax +46 31 18 87 75, email: info@damalini.se, www.damalini.com © 2004 Damalini AB. We reserve the right to make modifications without prior notification. Easy-Laser® is a registered trademark of Damalini AB.

Authorized dealer